



HALF
YEARLY
REPORT

DECEMBER
2024

PAKISTAN SYNTHETICS LIMITED

BOARD OF DIRECTORS	MR. KHURSHID AKHTAR MR. YAKOOB HAJI KARIM MR. NOMAN YAKOOB MR. ABID UMER MR. MUBBASHIR AMIN MR. ALI KAMAL MR. FARAZ YOUNUS BANDUKDA MS. SADAF SHABBIR	CHAIRMAN – INDEPENDENT CHIEF EXECUTIVE EXECUTIVE NON – EXECUTIVE NON – EXECUTIVE INDEPENDENT INDEPENDENT INDEPENDENT
AUDIT COMMITTEE	MR. ALI KAMAL MR. MUBBASHIR AMIN MR. FARAZ YOUNUS BANDUKDA	CHAIRMAN
HUMAN RESOURCE AND REMUNERATION COMMITTEE	MR. FARAZ YOUNUS BANDUKDA MR. MUBBASHIR AMIN MR. NOMAN YAKOOB	CHAIRMAN
CHIEF FINANCIAL OFFICER COMPANY SECRETARY	MR. SHAHID YAKOOB MR. MUHAMMAD IMRAN	
BANKERS	ASKARI BANK LIMITED AL BARAKA BANK PAKISTAN LIMITED BANK AL HABIB LIMITED BANK OF PUNJAB LIMITED BANK OF KHYBER BANK AL-FALAH LIMITED BANK ISLAMIC PAKISTAN LIMITED DUBAI ISLAMIC BANK PAKISTAN LIMITED FAYSAL BANK LIMITED HABIB BANK LIMITED HABIB METROPOLITAN BANK LIMITED MEEZAN BANK LIMITED PAK KUWAIT INVESTMENT COMPANY SONERI BANK LIMITED	
AUDITORS	BDO EBRAHIM & CO. CHARTERED ACCOUNTANTS	
HEAD OF INTERNAL AUDIT	MR. JAFFAR IQBAL	
REGISTRAR	F.D REGISTRAR SERVICES (PVT.) LTD. OFFICE # 1705, 17 TH FLOOR, SAIMA TRADE TOWER-A, I.I. CHUNDRIGAR ROAD, KARACHI.	
LEGAL ADVISOR ADVOCATE	TASAWUR ALI HASHMI	
REGISTERED OFFICE	OFFICE # 1504, 15 TH FLOOR, EMERALD TOWER, BLOCK 5, CLIFTON, KARACHI	
FACTORY	F-1, 2, 3, 13, 14 & 15 HUB INDUSTRIAL TRADING ESTATE DISTRIC LASBELLA, BALOCHISTAN. PLOT # A-5, N.W.I.Z, PORT QASIM AUTHORITY, KARACHI	

PAKISTAN SYNTHETICS LIMITED

DIRECTORS' REVIEW

The Board of Directors is pleased to present its review together with unaudited financial statements of the Company for the half year ended December 31, 2024:

OVERVIEW

Country's economy has shown encouraging progress during the first half of the financial year. Inflation, which had been a persistent challenge, continued to decline and currently is now in single digits. The State Bank of Pakistan (SBP) has lowered the policy rate with expectations of further reductions in the future. The Pakistani Rupee remained stable against the U.S. dollar, and fiscal resilience was maintained largely due to sound and cautious economic management, which promoted fiscal discipline.

OPERATING AND FINANCIAL PERFORMANCE

For the six-month period ending December 31, 2024, the Company saw a 21% increase in sales revenue compared to the same period last year, driven by a higher quantity of products sold. Consequently, the Gross Profit rose from Rs. 842.925 million to Rs. 974.631 million. The increase in cost of sales was mainly due to the higher quantity sold, as well as the rise in fuel prices. Distribution expenses, primarily comprising outward freight, grew due to the higher sales volume. Other operating expenses rose mainly because of a provision for expected credit loss (ECL) amounting to Rs. 12.75m recognized during the current period, compared to last year. Despite a decrease in interest rates compared to the previous year, the Company's higher utilization of short-term borrowing facilities resulted in an increase in finance costs, which rose from Rs. 379.989 million in December 2023 to Rs. 390.865 million in December 2024. Additionally, the Company's investment in an associate, which reported a loss for the half-year, led to a share of the loss amounting to Rs. 105.072 million. After accounting for all expenses, the Company reported a net profit after tax of Rs. 168.792 million for the half-year period (compared to Rs. 216.241 million in 2023), translating to earnings per share of Rs. 1.22/share (2023: Rs. 1.56/share).

FUTURE OUTLOOK

Country's macroeconomic indicators are demonstrating signs of recovery. Inflation and interest rates are on a downward trend and the rupee has stabilized. While these macroeconomic indicators that signal cautious optimism, challenges remain. Despite these positive developments, Electricity and Gas prices continue to affect industrial competitiveness. However, the Government's commitment to reducing energy costs and further monetary easing offers a positive outlook for cost structures.

PAKISTAN SYNTHETICS LIMITED


The Management is proactively managing situation to maintain existing market share in the industry while remain competitive and keeping the profit margins intact.

ACKNOWLEDGEMENT


The Board expresses its gratitude to all the valued shareholders, Federal and Provincial Government functionaries, Banks, financial institutions, suppliers and customers for their unwavering commitment and support to the Company.

The Board also extends its appreciation to the management team, executives, staff members and workers of the company for the valuable contributions, services, loyalty & dedication and recognize that they are most valuable assets of the Company.

For and on behalf of the Board of Directors



**YAKOOB HAJI KARIM
CHIEF EXECUTIVE**



**KHURSHEED AKHTAR
DIRECTOR**

Date: February 21, 2025

Karachi

INDEPENDENT AUDITOR'S REPORT ON REVIEW OF CONDENSED INTERIM FINANCIAL STATEMENTS TO THE MEMBERS OF PAKISTAN SYNTHETICS LIMITED

Introduction

We have reviewed the accompanying condensed interim statement of financial position of PAKISTAN SYNTHETICS LIMITED ("the Company") as at December 31, 2024 and the related condensed interim statement of profit or loss, the condensed interim statement of comprehensive income, the Condensed interim statement of changes in equity, the condensed interim statement of cash flows and notes to the condensed interim financial statements for the half year then ended (here-in-after referred as the "interim financial statements"). Management is responsible for the preparation and presentation of these condensed interim financial statements in accordance with the accounting and reporting standards as applicable in Pakistan for interim financial reporting. Our responsibility is to express a conclusion on these condensed interim financial statements based on our review.

Scope of review

We conducted our review in accordance with the International Standard on Review Engagements 2410, "Review of Interim Financial Information Performed by the Independent Auditor of the Entity." A review of condensed interim financial statements consists of making inquiries, primarily of persons responsible for financial and accounting matters, and applying analytical and other review procedures. A review is substantially less in scope than an audit conducted in accordance with International Standards on Auditing and consequently does not enable us to obtain assurance that we would become aware of all significant matters that might be identified in an audit. Accordingly, we do not express an audit opinion.

Conclusion

Based on our review, nothing has come to our attention that causes us to believe that the accompanying interim financial statements as at and for the half year ended December 31, 2024 are not prepared, in all material respects, in accordance with the accounting and reporting standards as applicable in Pakistan for interim financial reporting.

Other Matter

The figures of the condensed interim financial statements for the three months period ended December 31, 2024 and December 31, 2023 in the condensed interim statement of profit or loss and the condensed interim statement of other comprehensive income have not been reviewed and we do not express a conclusion on them.

PAKISTAN SYNTHETICS LIMITED



The engagement partner on the review engagement resulting in this independent auditor's report is Tariq Feroz Khan.

KARACHI

DATED: 24 FEB 2025

UDIN: RR202410166us7z1ScVG

A handwritten signature in blue ink, appearing to read 'Tariq Feroz Khan'.

BDO EBRAHIM & CO.
CHARTERED ACCOUNTANTS


PAKISTAN SYNTHETICS LIMITED

PAKISTAN SYNTHETICS LIMITED
CONDENSED INTERIM STATEMENT OF FINANCIAL POSITION
AS AT DECEMBER 31, 2024

		Dec 31, 2024 (Unaudited)	June 30, 2024 (Audited)
	Note	------(Rupees in '000)-----	
ASSETS			
NON-CURRENT ASSETS			
Property, plant and equipment	5	3,084,924	2,925,706
Right-of-use assets		7,415	12,359
Long term loan to employees		485	-
Long term deposits		4,209	4,209
Deferred taxation		84,130	10,553
Investment in associates	6	1,074,371	1,179,443
		<u>4,255,534</u>	<u>4,132,270</u>
CURRENT ASSETS			
Stores and spares		658,394	588,566
Stock-in-trade	7	4,098,732	3,335,639
Trade debts	8	2,465,630	2,691,511
Loans and advances		42,483	165,495
Short term deposits and prepayments		22,074	10,373
Short term investments		6,889	8,187
Other receivables		106,976	2,032
Taxation - net		382,755	217,283
Cash and bank balances	9	11,763	9,113
		<u>7,795,696</u>	<u>7,028,199</u>
TOTAL ASSETS		<u><u>12,051,230</u></u>	<u><u>11,160,469</u></u>
EQUITY AND LIABILITIES			
SHARE CAPITAL AND RESERVES			
Authorised share capital		1,400,000	1,400,000
140,000,000 (June 30, 2024: 140,000,000) ordinary shares of Rs. 10 each		<u>1,400,000</u>	<u>1,400,000</u>
Issued, subscribed and paid-up capital		1,386,990	1,386,990
138,699,000 (June 30, 2024: 138,699,000) ordinary shares of Rs. 10 each		<u>1,386,990</u>	<u>1,386,990</u>
Reserves		3,042,320	2,873,528
		<u>4,429,310</u>	<u>4,260,518</u>
NON-CURRENT LIABILITIES			
Long term borrowings	10	460,730	549,892
Lease liability		-	2,880
Deferred income - government grant		47,625	60,980
		<u>508,355</u>	<u>613,752</u>
CURRENT LIABILITIES			
Trade and other payables		3,461,865	2,237,385
Short term borrowings	11	3,346,090	3,726,456
Accrued markup		61,244	61,804
Current portion of long term borrowings		201,603	214,003
Current portion of lease liabilities		11,084	14,864
Current portion of deferred government grant		26,290	26,290
Unclaimed / unpaid dividend		5,390	5,397
		<u>7,113,565</u>	<u>6,286,199</u>
TOTAL EQUITY AND LIABILITIES		<u><u>12,051,230</u></u>	<u><u>11,160,469</u></u>
CONTINGENCIES AND COMMITMENTS			
	12		

The annexed notes from 1 to 22 form an integral part of these condensed interim financial statements.


CHIEF EXECUTIVE


DIRECTOR


CHIEF FINANCIAL OFFICER

PAKISTAN SYNTHETICS LIMITED

PAKISTAN SYNTHETICS LIMITED
CONDENSED INTERIM STATEMENT OF PROFIT OR LOSS (UN-AUDITED)
FOR THE HALF YEAR ENDED DECEMBER 31, 2024

	Note	Half year ended		Quarter ended	
		Dec 31, 2024	Dec 31, 2023	Dec 31, 2024	Dec 31, 2023
----- (Rupees in '000) -----					
Revenue from contracts with customers	13	6,574,730	5,451,876	3,073,837	1,831,022
Cost of sales		(5,600,099)	(4,608,951)	(2,666,015)	(1,557,266)
Gross profit		974,631	842,925	407,822	273,756
Administrative and general expenses		(64,055)	(79,870)	(33,718)	(38,468)
Distribution and selling costs		(95,334)	(78,786)	(33,644)	(16,934)
Other operating expenses		(38,416)	(24,424)	(22,410)	(6,926)
		(197,805)	(183,080)	(89,772)	(62,328)
Operating profit		776,826	659,845	318,050	211,428
Other income		13,977	67,788	5,430	58,936
Finance costs		(390,865)	(379,989)	(183,936)	(182,026)
Share of loss on investment in associate	6	(105,072)	(18,094)	(30,131)	-
Profit before tax		294,866	329,550	109,413	88,338
Taxation	14	(126,074)	(113,309)	(38,561)	(15,956)
Profit for the period		168,792	216,241	70,852	72,382
		(Rupees)		(Rupees)	
Earnings per share - basic and diluted	15	1.22	1.56	0.51	0.52

The annexed notes from 1 to 22 form an integral part of these condensed interim financial statements.


CHIEF EXECUTIVE


DIRECTOR


CHIEF FINANCIAL OFFICER

PAKISTAN SYNTHETICS LIMITED

PAKISTAN SYNTHETICS LIMITED
CONDENSED INTERIM STATEMENT OF COMPREHENSIVE INCOME (UN-AUDITED)
FOR THE HALF YEAR ENDED DECEMBER 31, 2024

	Half year ended		Quarter ended	
	Dec 31, 2024	Dec 31, 2023	Dec 31, 2024	Dec 31, 2023
	----- (Rupees in '000) -----			
Profit for the period	168,792	216,241	70,852	72,382
Other comprehensive income	-	-	-	-
Total comprehensive income for the period	<u>168,792</u>	<u>216,241</u>	<u>70,852</u>	<u>72,382</u>

The annexed notes from 1 to 22 form an integral part of these condensed interim financial statements.



CHIEF EXECUTIVE



DIRECTOR



CHIEF FINANCIAL OFFICER

PAKISTAN SYNTHETICS LIMITED

PAKISTAN SYNTHETICS LIMITED
CONDENSED INTERIM STATEMENT OF CHANGES IN EQUITY
FOR THE HALF YEAR ENDED DECEMBER 31, 2024

	Issued, subscribed and paid-up capital	Reserves			Total reserves	Total
		Capital reserve	Revenue reserves			
			Share premium	General reserve		
(Rupees in '000)						
Balance as at July 01, 2023 (Audited)	1,386,990	140,100	292,450	2,091,021	2,523,571	3,910,561
Total comprehensive income for the period ended December 31, 2023	-	-	-	216,241	216,241	216,241
Balance as at December 31, 2023 (Un-Audited)	1,386,990	140,100	292,450	2,307,262	2,739,812	4,126,802
Balance as at July 01, 2024 (Audited)	1,386,990	140,100	292,450	2,440,978	2,873,528	4,260,518
Total comprehensive Income for the period ended December 31, 2024	-	-	-	168,792	168,792	168,792
Balance as at December 31, 2024 (Un-Audited)	1,386,990	140,100	292,450	2,609,770	3,042,320	4,429,310

The annexed notes from 1 to 22 form an integral part of these condensed interim financial statements.


CHIEF EXECUTIVE


DIRECTOR


CHIEF FINANCIAL OFFICER

PAKISTAN SYNTHETICS LIMITED


PAKISTAN SYNTHETICS LIMITED
CONDENSED INTERIM STATEMENT OF CASH FLOWS (UN-AUDITED)
FOR THE HALF YEAR ENDED DECEMBER 31, 2024

	Dec 31, 2024	Dec 31, 2023
Note	----- (Rupees in '000) -----	
CASH FLOWS FROM OPERATING ACTIVITIES		
Cash generated/(used in) from operations	14 1,633,462	(606,390)
Staff gratuity paid	-	(5,132)
Financial charges paid	(373,334)	(291,435)
Taxes paid	(365,122)	(442,053)
Net cash generated from / (used in) operating activities	<u>895,006</u>	<u>(1,345,010)</u>
CASH FLOWS FROM INVESTING ACTIVITIES		
Capital expenditure	(390,310)	(22,370)
Investment in associate	-	(100,000)
Profit on saving accounts received	536	-
Net cash used in investing activities	<u>(389,774)</u>	<u>(122,370)</u>
CASH FLOWS FROM FINANCING ACTIVITIES		
Payment of lease liability	(7,292)	(6,752)
Repayment of long term borrowings	(114,917)	(69,045)
Dividend Paid	(7)	-
Short term murabaha, salam and istisna	347,471	1,214,299
Net cash flows from financing activities	<u>225,256</u>	<u>1,138,502</u>
Net increase / (decrease) in cash and cash equivalents during the period	730,488	(328,878)
Cash and cash equivalents at beginning of the period	<u>(1,556,085)</u>	<u>(287,423)</u>
Cash and cash equivalents at end of the period	<u><u>(825,597)</u></u>	<u><u>(616,301)</u></u>
CASH AND CASH EQUIVALENTS COMPRISE:		
Cash and bank balances	11,763	11,773
Running Finance and Running Musharakah	(837,360)	(628,074)
	<u>(825,597)</u>	<u>(616,301)</u>

The annexed notes from 1 to 22 form an integral part of these condensed interim financial statements.


CHIEF EXECUTIVE


DIRECTOR


CHIEF FINANCIAL OFFICER

PAKISTAN SYNTHETICS LIMITED

PAKISTAN SYNTHETICS LIMITED NOTES TO THE CONDENSED INTERIM FINANCIAL STATEMENTS (UN-AUDITED) FOR THE HALF YEAR ENDED DECEMBER 31, 2024

1. STATUS AND NATURE OF BUSINESS

Pakistan Synthetics Limited ("the Company") was incorporated on November 18, 1984 as a private limited company in Pakistan and subsequently converted into a public limited company on December 30, 1987. The shares of the Company are listed on Pakistan Stock Exchange with effect from June 27, 1995. The principal activity of the Company is manufacturing and sale of Plastic Caps, Crown Caps, PET resin, Preform and BOPET resin. The registered office of the company is situated at office no. 1504, 15th Floor, Emerald Tower, Block 5, Clifton, Karachi.

The manufacturing facility of the Company is situated at F-1,2,3 and 13,14 & 15, Hub Industrial Trading Estate, District Lasbella Balochistan and Plot No. A-5, N.W.I.Z, Port Qasim Authority, Karachi.

2. BASIS OF PREPARATION

2.1 Statement of compliance

These condensed interim financial statements have been prepared in accordance with the accounting and reporting standards as applicable in Pakistan for interim financial reporting. The accounting and reporting standards as applicable in Pakistan for interim financial reporting comprise of;

- International Accounting Standard (IAS) 34, Interim Financial Reporting, issued by the International Accounting Standards Board (IASB) as notified under the Companies Act, 2017;
- Islamic Financial Accounting Standards (IFAS) issued by the Institute of Chartered Accountants of Pakistan as notified under the Companies Act, 2017; and
- Provisions of and directives issued under the Companies Act 2017.

Where the provisions of and directives issued under the Companies Act, 2017 differ with the requirements of IAS 34 or IFAS, the provisions of and directives issued under the Companies Act, 2017 have been followed.

- 2.1.1 These condensed interim financial statements are unaudited and is being submitted to the shareholders as required under section 237 of the Companies Act, 2017.

PAKISTAN SYNTHETICS LIMITED

- 2.1.2 These condensed interim financial statements do not include all the information and disclosures required in an annual audited financial statements and should be read in conjunction with the annual audited financial statements of the Company for the year ended June 30, 2024. However, selected explanatory notes are included to explain events and transactions that are significant to an understanding of the changes in the Company's financial position and performance since the last annual financial statements.
- 2.1.3 The comparative statement of financial position presented in these condensed interim financial statements as at June 30, 2024 have been extracted from the annual audited financial statements of the Company for the year ended June 30, 2024, whereas the comparative condensed interim statement of profit or loss and condensed interim statement of comprehensive income, condensed interim statement of changes in equity and condensed interim statement of cash flows together with the notes thereto for the six months period ended December 31, 2023 have been extracted from the condensed interim financial statements of the company for the six months period ended December 31, 2023 which were subjected to a review but not audited.
- 2.1.4 The figures of the condensed interim statement of profit or loss and condensed interim statement of comprehensive income for the three months period ended December 31, 2024 and December 31, 2023 included in these condensed interim financial statements were neither subjected to review nor audited.

2.2 Basis of measurement

These condensed interim financial statements have been prepared under the historical cost convention, except as stated otherwise.

2.3 Initial application of standards, amendments or an interpretation to existing standards

(a) Standards, amendments and interpretations to accounting standards that are effective in the current period

Certain standards, amendments and interpretations to accounting standards are effective for accounting periods beginning on January 01, 2024, but are considered not to be relevant or to have any significant effect on the Company's operations (although they may affect the accounting for future transactions and events) and are, therefore, not detailed in these condensed interim financial statements.

(b) Standards, amendments and interpretations to existing standards that are not yet effective and have not been early adopted by the Company.

There are certain standards, amendments to the accounting standards and interpretations that are mandatory for the Company's accounting periods beginning on or after January 01, 2025, but are considered not to be relevant or to have any significant effect on the Company's operations and are, therefore, not detailed in these condensed interim financial statements.

PAKISTAN SYNTHETICS LIMITED

2.4 Functional and presentation currency

These condensed interim financial statements are presented in Pakistan Rupees ("Rupees" or "Rs.") which is the functional currency of the Company.

3. MATERIAL ACCOUNTING POLICIES INFORMATION AND CHANGES THEREIN

The accounting policies adopted and the methods of computation followed in the preparation of these condensed interim financial statements are the same as those applied in the preparation of audited annual financial statements of the Company as at and for the year ended June 30, 2024.

4. ACCOUNTING ESTIMATES AND JUDGEMENTS

The preparation of condensed interim financial statements requires management to make judgements, estimates and assumptions that affect the application of accounting policies and the reporting amounts of assets, liabilities, income and expenses. The estimates and associated assumptions are based on historical experience. Actual results may differ from these estimates.

The significant judgements made by the management in applying the Company's accounting policies and the key sources of estimation uncertainty were the same as those that applied to the annual financial statements as at and for the year ended June 30, 2024.

	Note	Dec 31, 2024 (Un Audited) ----- (Rupees in '000) -----	June 30, 2024 (Audited)
5. PROPERTY, PLANT AND EQUIPMENT			
Operating fixed assets	5.1	3,006,659	2,765,183
Capital work-in-progress		78,265	160,523
		<u>3,084,924</u>	<u>2,925,706</u>
5.1 Operating fixed assets			
Opening net book value		2,765,182	3,148,394
Additions / transfers during the period / year	5.2	472,568	50,801
Disposals during the period / year		-	(6,906)
Depreciation charge for the period / year		(231,091)	(427,106)
Closing net book value		<u>3,006,659</u>	<u>2,765,183</u>

5.2 All additions / transfers in property, plant and equipment pertains to plant and machinery.

PAKISTAN SYNTHETICS LIMITED

		Dec 31, 2024 (Un Audited)	June 30, 2024 (Audited)
	Note	----- (Rupees in '000) -----	
6. INVESTMENT IN ASSOCIATES			
Carrying value		1,179,443	1,498,365
Less: share of loss from Associate		(105,072)	(318,922)
	6.1	<u>1,074,371</u>	<u>1,179,443</u>
6.1	This represents shareholding of 19.538% (June 30, 2024: 23.07%) comprising of 150,000,000 shares (June 30, 2024: 150,000,000) of Petpak Films (Private) Limited, original cost of the shares is Rs. 10/share		
6.2	Movement of investment in associate is as follows:		
Opening balance		1,179,443	1,398,365
Investment during the period / year		-	100,000
Share of loss for the period / year		(105,072)	(318,922)
Closing balance		<u>1,074,371</u>	<u>1,179,443</u>
7 STOCK-IN-TRADE			
Raw and packing material			
in hand		464,171	751,113
in transit		766,341	337,091
		<u>1,230,512</u>	<u>1,088,204</u>
Work-in-process		710,604	78,114
Finished goods		2,157,615	2,169,321
		<u>4,098,731</u>	<u>3,335,639</u>
8 TRADE DEBTS			
Unsecured and considered good			
Trade debts		2,704,892	2,918,028
Less: allowance for expected credit losses	8.1	(239,262)	(226,517)
		<u>2,465,630</u>	<u>2,691,511</u>
8.1	Allowance for expected credit losses		
Opening balance		226,517	317,433
Provision / (reversal) for the period / year		12,745	(90,916)
Closing balance		<u>239,262</u>	<u>226,517</u>

PAKISTAN SYNTHETICS LIMITED

	Dec 31, 2024 (Un Audited)	June 30, 2024 (Audited)
	----- (Rupees in '000) -----	
9 CASH AND BANK BALANCES		
Cash in hand	1,223	1,288
With Islamic banks		
- current accounts	3,832	5,735
- saving accounts	99	197
	<u>3,931</u>	<u>5,932</u>
With conventional banks		
- current accounts	6,610	1,851
- saving accounts	-	43
	<u>6,610</u>	<u>1,894</u>
	<u>11,763</u>	<u>9,113</u>
10 LONG TERM BORROWINGS - SECURED		
Loans from Islamic financial institutions		
Long Term Finance Facility - Diminishing Musharakah	177,791	230,992
Islamic Temporary Economic Refinance Facility (ITERF)	558,458	620,173
	736,248	851,165
Less: Deferred income - government grant	(73,915)	(87,270)
Less: Current portion shown under current liabilities	(201,603)	(214,003)
	<u>460,730</u>	<u>549,892</u>
11 SHORT TERM BORROWINGS - SECURED		
Conventional		
Running finance under mark-up arrangement	327,902	412,107
Islamic		
Murabaha	746,496	193,701
Istisna	1,762,233	1,967,557
Running Musharakah	509,459	1,153,090
	<u>3,346,090</u>	<u>3,726,456</u>
12 CONTINGENCIES AND COMMITMENTS		
12.1 Contingencies		

There is no change in the status of contingencies as disclosed in the annual financial statements for the year ended June 30, 2024.

PAKISTAN SYNTHETICS LIMITED

12.2 Commitments

The Company has facilities of Rs. 3,650 million (June 30, 2024: Rs. 3,650 million) for opening letters of credit. At December 31, 2024, the open letters of credits for stock in trade, stores and spares and capital commitment amounted to Rs. 876 million (June 30, 2024: Rs. 1,008.931 million).

	Half year ended		Quarter ended	
	Dec 31, 2024	Dec 31, 2023	Dec 31, 2024	Dec 31, 2023
	(Rupees in '000)			
13. REVENUE FROM CONTRACTS WITH CUSTOMERS				
Gross Sales	7,801,469	6,448,380	3,304,072	2,175,441
Less: Sales Tax	(1,226,739)	(996,504)	(230,235)	(344,419)
	<u>6,574,730</u>	<u>5,451,876</u>	<u>3,073,837</u>	<u>1,831,022</u>
14. TAXATION				
Current	199,651	135,135	84,870	19,876
Deferred	(73,577)	(21,826)	(46,309)	(3,920)
	<u>126,074</u>	<u>113,309</u>	<u>38,561</u>	<u>15,956</u>

15. EARNINGS PER SHARE - BASIC AND DILUTED

Basic earnings per share is calculated by dividing the profit attributable to equity holders of the Company to the weighted average number of ordinary shares in issue during the period. There is no dilutive effect on the basic earnings per share of the Company.

	-----Rupees in "000"-----			
Profit for the period	<u>168,792</u>	<u>216,241</u>	<u>100,983</u>	<u>72,382</u>
	(Number)			
Weighted average number of ordinary shares outstanding during the period	<u>138,699,000</u>	<u>138,699,000</u>	<u>138,699,000</u>	<u>138,699,000</u>
	(Rupees)			
Earnings per share-basic and diluted	<u>1.22</u>	<u>1.56</u>	<u>0.73</u>	<u>0.52</u>

PAKISTAN SYNTHETICS LIMITED

	Dec 31, 2024	Dec 31, 2023
	----- (Rupees in '000) -----	
16. CASH (USED IN) / GENERATED FROM OPERATIONS		
Profit before tax	294,866	329,550
Adjustment for non-cash charges and other items:		
Depreciation on property, plant and equipment	231,092	213,197
Depreciation on right of use asset	4,944	4,944
Share of loss on investment in associates	105,072	18,094
Provision against expected credit loss	12,745	(49,111)
Unrealized (gain) / loss remeasurement of short term investment	1,298	(946)
Interest expense on lease liability	631	1,242
Amortization of deferred income - government grant	(13,355)	(14,766)
Finance costs	386,129	340,980
Charge for staff gratuity	-	20,000
Net remeasurement gain on provision of GIDC	-	(1,795)
Interest expense on GIDC	984	4,634
Unrealized exchange loss	1,717	-
Profit on saving accounts	(536)	-
	730,720	536,473
Working capital changes		
(Increase) / decrease in current assets:		
Stores and spares	(69,828)	(66,653)
Stock in trade	(763,093)	(1,691,886)
Trade debts	213,136	393,168
Loans and advances	123,012	(35,648)
Short term deposits and prepayments	(11,701)	(12,351)
Other receivables	(104,944)	(292,296)
Short term investment	-	-
	(613,418)	(1,705,666)
(Decrease) / Increase in current liabilities:		
Trade and other payables	1,221,779	232,562
	608,361	(1,473,104)
Long term loan to employees - net	(485)	691
Net cash (used in) / generated from operations	1,633,462	(606,390)

PAKISTAN SYNTHETICS LIMITED

17. TRANSACTIONS AND BALANCES WITH RELATED PARTIES

The related parties comprise of entities over which the Company is able to exercise significant influence, entities with common directors, major shareholders, staff retirement funds, directors and key management personnel. Transactions with related parties are entered into at commercial terms, as per the terms of employment and actuarial advice, as the case may be. The name, nature and basis of relationships are:

Name of related party	Nature of relationship	Basis of relationship
Amna Industries (Private) Limited	Associated Company	Common directorship
Petpak Films (Private) Limited	Associated Company	Shareholding & directorship
3M Industries (Private) Limited	Associated Company	Common directorship
Al-Hilal Shariah Advisors (Private) Limited	Associated Company	Common directorship
Al-Hilal Securities Advisors (Private) Limited	Associated Company	Common directorship
Akaz Brands (Private) Limited	Associated Company	Common directorship
Key management personnel	Related parties	Executives

Details of transactions and balances with related parties, other than those which have been specifically disclosed elsewhere in these financial statements are as follows:

Half year ended	
Dec 31, 2024	Dec 31, 2023
----- (Rupees in '000) -----	

17.1 Transactions during the period

Key management personnel compensation

Managerial remunerations	34,944	32,088
Others	3,026	7,122
Mr. Mubbashir Amin (Non-Executive Director)	2,810	-

17.1.1 The directors and most of the executives of the Company are provided with free use of the Company maintained cars.

Associated Company

Petpak Films (Private) Limited- Sale of goods	290,614	-
Investment	-	100,000

PAKISTAN SYNTHETICS LIMITED

	Dec 31, 2024 (Un-audited)	June 30, 2024 (Audited)
17.2 Period / Year-end balances		
Associated Company		
Petpak Films (Private) Limited- Investment	1,074,371	1,179,443
Receivable against sale of goods	290,614	-

18. FINANCIAL RISK MANAGEMENT

The financial risk management objectives and policies adopted by the Company are consistent with those disclosed in the annual financial statements as at and for the year ended June 30,2024.

19. FAIR VALUE OF FINANCIAL INSTRUMENTS

Fair value is defined as the price that would be received to sell an asset or paid to transfer a liability in an orderly transaction between market participants at the measurement date.

As of the reporting date, except for short term investment none of the financial instruments of the Company are carried at fair value.

During the period, there has been no significant changes in the business circumstances that would affect the fair values of the Company's financial assets and financial liabilities whether those assets or liabilities are recognized at fair value or amortized cost. Further, there have been no transfers between levels of fair value hierarchy used in measuring the fair value of the financial instruments.

The carrying values of all financial assets and liabilities reflected in these condensed interim financial statements approximate their fair values.

20. CORRESPONDING FIGURES

Corresponding figures have been rearranged and reclassified, wherever considered necessary, for the purpose of comparison and better presentation. Following were reclassified :


To:		
	Share of loss in investment in associate	18,094
From:		
	Other operating expenses	18,094

PAKISTAN SYNTHETICS LIMITED

21. DATE OF AUTHORIZATION FOR ISSUE

These condensed interim financial statements have been authorized for issue on 21 FEB 2025 by the Board of Directors of the Company.

22. GENERAL

Figures have been rounded off to nearest thousand rupees, unless otherwise stated. 



CHIEF EXECUTIVE



DIRECTOR



CHIEF FINANCIAL OFFICER